


# 1000 IWSUB UTOPIA

Product sheet

MADE IN  
FRANCE



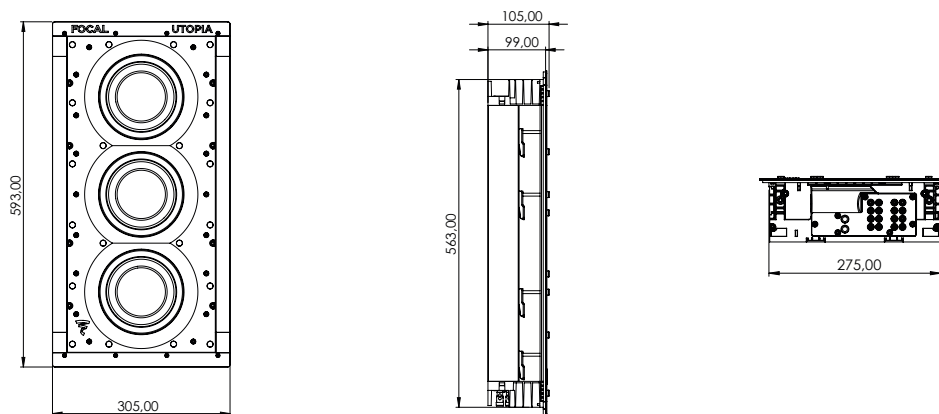
## Key points

- In-wall closed-back loudspeaker designed for Bass frequencies
- Speaker drivers developed and manufactured in France by Focal
- Assembly possible with 1000 IWLCR UTOPIA and 1000 IWSUB UTOPIA
- Horizontal or vertical positioning possible
- Delivered with a magnetically attached, ready to paint grille for seamless integration
- Optional assembly kit (for partition during construction)
- Professional cable Speakon included 6.5" (2m)
- On-wall compatible: optional on-wall frame

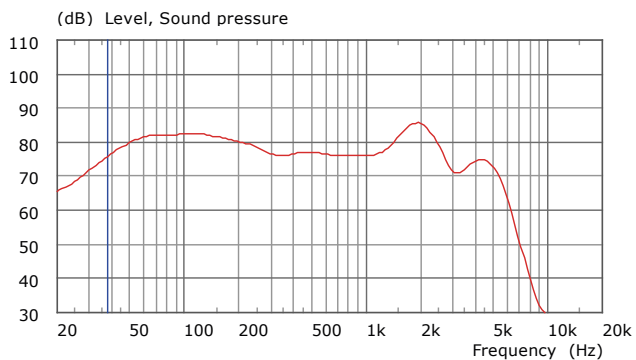
## Technical specifications

	IWSUB UTOPIA (8 Ω)	IWSUB UTOPIA (72 Ω)
<b>Type of speaker</b>	<b>Closed-back in-wall</b>	<b>Closed-back in-wall</b>
<b>Speaker drivers</b>	3 x 6 1/2" (16.5cm) Bass with 'W' cone	
<b>Sensitivity (2.83V/3 feet - 1m)</b>	83dB	74dB
<b>Bandwidth (+/-3dB)</b>	40Hz - 2.5kHz	
<b>Low-frequency cut-off (-6dB)</b>	32Hz	
<b>Nominal impedance</b>	10 Ω (selection 8 Ω)	90 Ω (selection 72 Ω)
<b>Minimal impedance</b>	8.6 Ω	76 Ω
<b>Recommended amp power</b>	100 - 750W (8 Ω) 200 - 1500W (4 Ω)	300 - 4000W (8 Ω) 300 - 4000W (4 Ω)
<b>Ext. size (H x L x D)</b>	23 <sup>3/8</sup> x 12 x 4" (593 x 305 x 101mm)	
<b>Mounting dimensions (H x L)</b>	22 <sup>1/4</sup> x 10 <sup>7/8</sup> " (564 x 276mm)	
<b>Mounting depth</b>	3 <sup>7/8</sup> " (99mm)	
<b>Net weight (with grille)</b>	21.16lbs (9.6kg)	
<b>Box size (length x depth x height)</b>	15 <sup>1/2</sup> x 29 <sup>1/2</sup> x 8 <sup>1/2</sup> " (395 x 750 x 215mm)	
<b>Total weight (with packaging)</b>	27lbs (12.25kg)	

## Dimensions



## Frequency response



## 1000 IWSUB UTOPIA Levels calculation table

### IWSUB UTOPIA (8 ohms)

Power (8 Ω)/Distance	1m	2m	5m
1W (2.83V)	83dB	77dB	69dB
50W (20V)	100dB	94dB	86dB
100W (28.3V)	103dB	97dB	89dB
250 W (44.7V)	107dB	101dB	93dB
500W (63.2V)	110dB	104dB	96dB
750W (77.5V)	112dB	106dB	98dB

### IWSUB UTOPIA (72 ohms)

Power (72 Ω)/Distance	1m	2m	5m
1W (2.83V)	74dB	68dB	60dB
50W (20V)	91dB	85dB	77dB
100W (28.3V)	94dB	88dB	80dB
250W (44.7V)	98dB	92dB	84dB
500W (63.2V)	101dB	95dB	87dB
750W (77.5V)	103dB	97dB	89dB

Summary	125Hz	250Hz	500Hz	1kHz	2kHz	4kHz	8kHz
NPA (2.83V/1m)(dB)	92	91	90	89	86	88	88
Aperture angle at -6dB	180°	180°	180°	180°	160°	100°	110°